

COLOR SELECTIONS




Exterior Scheme Options

Colors provided by




**SHERWIN
WILLIAMS.**

EXTERIOR COLOR SELECTIONS




Scheme One

- 1. **Body** Antique White SW 6119
- 2. **Trim** Nomadic Desert SW 6107
- 3. **Accent** Yearling SW 7725




Scheme Two

- 1. **Body** Universal Khaki SW 6150
- 2. **Trim** Panda White SW 6147
- 3. **Accent** Rosemary SW 6187




Scheme Three

- 1. **Body** Blonde SW 6128
- 2. **Trim** Panda White SW 6147
- 3. **Accent** Tea Chest SW 6103




Scheme Five

- 1. **Body** Totally Tan SW 6115
- 2. **Trim** Biscuit SW 6112
- 3. **Accent** Steady Brown SW 6110




Scheme Six

- 1. **Body** Sand Dune SW 6086
- 2. **Trim** Nuthatch SW 6088
- 3. **Accent** Reliable White SW 6091




Scheme Seven

- 1. **Body** Hopsack SW 6109
- 2. **Trim** Kilim Beige SW 6106
- 3. **Accent** Heron Plume SW 6070




Scheme Eleven

- 1. **Body** Colonial Revival Stone SW 2827
- 2. **Trim** Colonial Revival Tan SW 2828
- 3. **Accent** Classic White SW 2829




Scheme Four

- 1. **Body** Hardware SW 6172
- 2. **Trim** Moderne White SW 6168
- 3. **Accent** Austere Gray SW 6184




Scheme Eight

- 1. **Body** Latte SW 6108
- 2. **Trim** Divine White SW 6105
- 3. **Accent** Cobble Brown SW 6082




Scheme Nine

- 1. **Body** Craftsman Brown SW 2835
- 2. **Trim** Roycroft Vellum SW 2833
- 3. **Accent** Quartersawn Oak SW 2836




Scheme Ten

- 1. **Body** Birdseye Maple SW 2834
- 2. **Trim** Weathered Shingle SW 2841
- 3. **Accent** Roycroft Vellum SW 2833




Scheme Twelve

- 1. **Body** Basket Beige SW 6143
- 2. **Trim** Kaffee SW 6104
- 3. **Accent** Muslin SW 6133



Scheme Thirteen

- 1. **Body** Down Home SW 6081
- 2. **Trim** Practical Beige SW 6100
- 3. **Accent** Cordovan SW 6027



Scheme Fourteen

- 1. **Body** Macadamia SW 6142
- 2. **Trim** Alabaster SW 7008
- 3. **Accent** Svelte Sage SW 6164